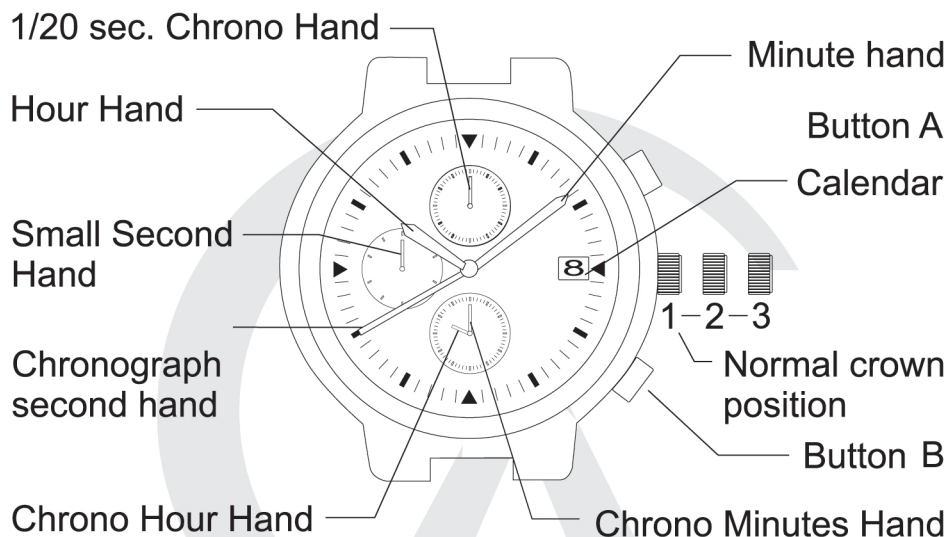


Alexandre Christie

Chronograph Caliber 92



A. To set the time

1. Pull crown gently to position 3.
2. Turn crown clockwise to set the hands to desired time.
3. Push crown back to position 1.

B. To set the date

1. Pull crown gently to position 2.
2. Turn crown clockwise until desired date appears in calendar window.
3. Push crown back to position 1.

Alexandre Christie

Chronograph Caliber 92

C. To set Chrono hands to zero position

Pull crown to position 2. Then push Button A for 2 second and use push Button B to set the zero position of the chronograph hands with the following sequence :

First Push of Button A (hold for 2 sec) for
(1/20 sec Chrono Hand)

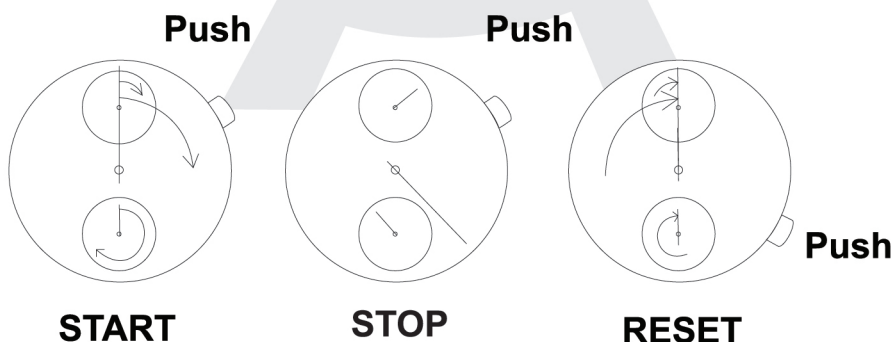


Second Push of Button A (hold for 2 sec) for
(Chrono Second Hand)



Third push of Button A (hold for 2 sec) for
(Chrono Hour and Min Hands)

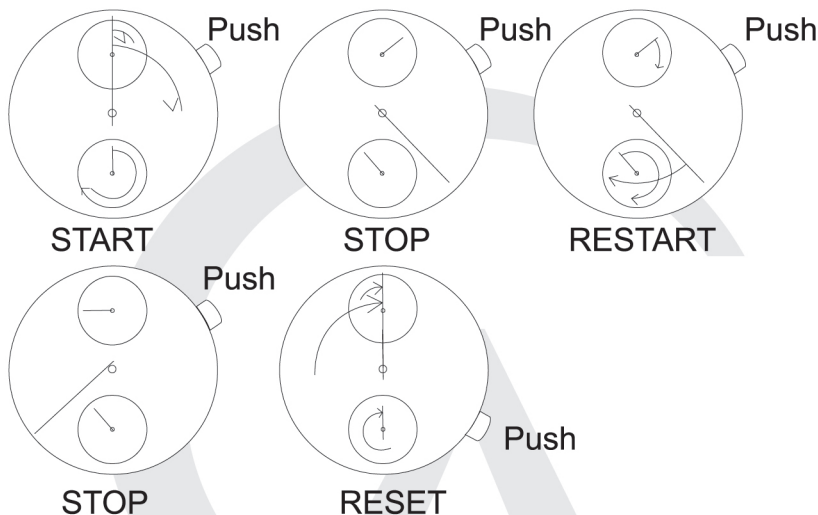
D. Total Time



Alexandre Christie

Chronograph Caliber 92

E. Accumulated Time



F. Split Time

